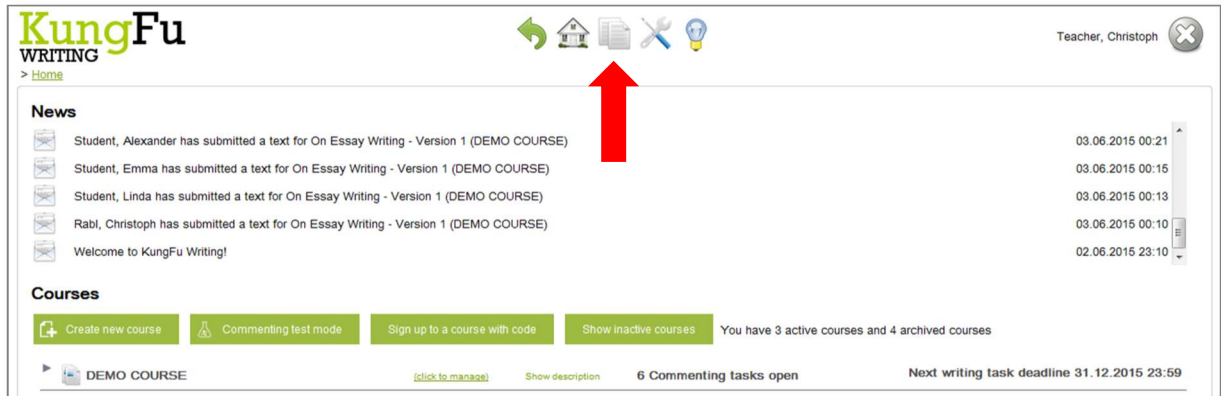
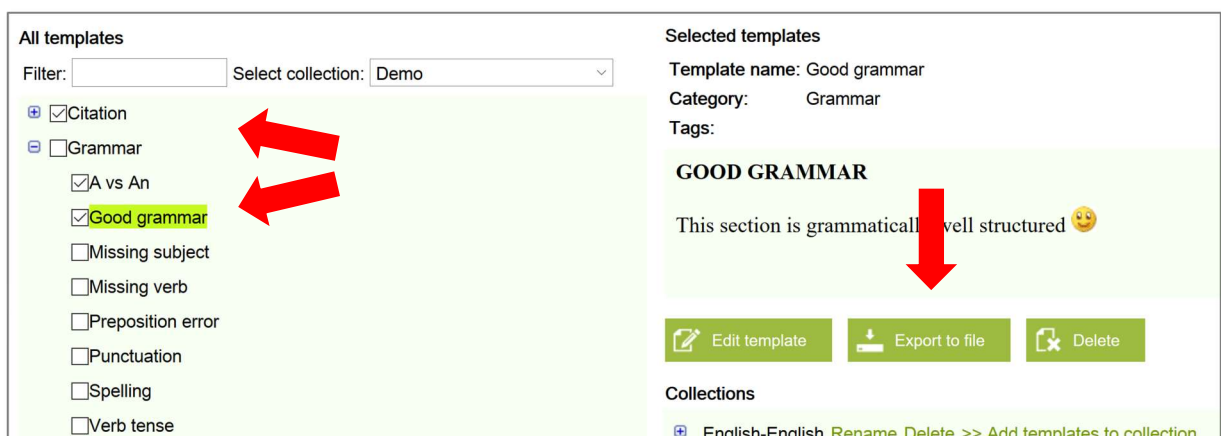


## How to Export Your Comment Templates

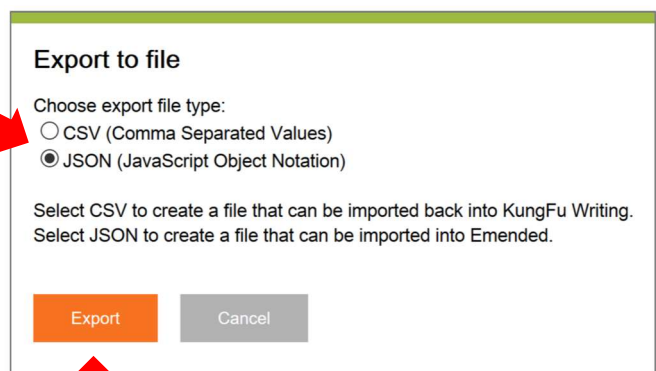
Step 1: In the main menu on top of the page, click on the “Comment Templates” button.



Step 2: Select which templates and/or categories to export by ticking the respective boxes in your list of comment templates, and then click “Export to file”.



Step 3: Select the file type for exporting your comment templates. Choose CSV for importing your templates back into **KungFu Writing**, or JSON if you want to import your templates into **Emended**. After you have made your selection, click “Export”.



Step 4: Select "Save File" and then click "OK". Your comment templates will be saved on your desktop in the format you selected in Step 3. You can now easily share your templates with your colleagues by sending them a copy of the file. In case you chose to export in JSON format, you can import your templates into **Emended**.

